


Year 4
Week 1: Robots

English

English Activity 1:

Story writing

Choose a robot to be your main character.



Have a look at the example on how to plan your story before you write it. (Separate page)

English Activity 2:

[Use this BBC Bitesize link to remind yourself how to use inverted commas](#)

Write the speech between these robots



Edit your story to include speech.

Reading Activity 1:

[Don't read like a robot](#)

Choose a book to practice your intonation and expression when you are reading. Follow the tips from the video to make sure that you don't sound like a robot!

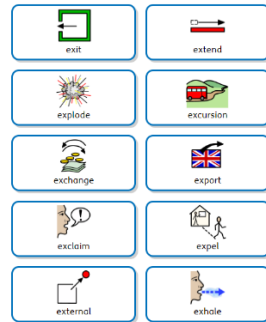
Spelling

prefix ex__

You have a challenge using ex__ words on Spelling Shed.



If you don't have access to Spelling Shed, here is a list of ex__ words for you to practise along with a word search.



Poster

Maths

Times and Divide by 10 and 100

Activity 1:

Use this online game to practise times and dividing by 10 and 100.


[Online robot function game.](#)

*If it doesn't load, check your flash permissions.

Activity 2:

Complete the Robot Function machines using a place value table.

(Separate page)



10 000	1000	100	10	1	●	$\frac{1}{10}$	$\frac{1}{100}$	$\frac{1}{1000}$
					●			
					●			

Wider Curriculum

STEM

Balancing Buddy the Robot

Create your robot and see where it will balance.


(Separate instruction page)



History

Explore the history of robots through this interactive timeline

[Link](#)



Answer the series of questions about the history of robots (Separate page)

What do you think will happen with robots in the future?

Wellbeing

Dance the Robot

Watch the video to learn the moves

[Video](#)

Now practice them yourself!



