










Charlestown Community Primary School

Home Learning Grid - Year 1

You do not need to print off any of the challenges. You can complete them on a piece of paper and take a picture of your work to upload it to Twitter or Facebook.

Year 1	English	Phonics	Maths	Wider Curriculum	Well Being
Week 4 The Seaside	<p>Reading</p> <p>Listen to the story Lucy and Tom at the Seaside read by Mrs Hancock.</p> <p>Lucy and Tom At the Seaside</p> <p>Writing</p> <p>Write a list of the things you would take to the seaside with you.</p> <p>Would you take lego?</p> <p>No way!</p> <p>Why would you take certain things?</p> <p>If you go to the beach, you will need:</p> 	<p>Phase 4</p> <p>Seaside Missing Sounds</p> <p>Look at these seaside pictures and write the missing sounds to complete the words.</p> <p>nd st cl fl sp cr</p> <p>Complete the missing adjacent consonants.</p> <p>Use the words to write sentences.</p> <p>Phase 5</p> <p>Use the alternative spellings for the long 'oo' sound to practise spelling words containing alternative spellings for "oo".</p> <p>Can you use these words in a sentence?</p> <p>Can you see the deep blue sea?</p> 	<p>Months of the year</p> <p>Can you fill in the gaps in the sentences about the different months of the year?</p> <p>Now write sentences about what happens in the different months of the year.</p>  <p>Recognising money</p> <p>Can you match the coins to the amounts?</p> <p>Can you use real money and order the amounts from smallest to largest?</p> 	<p>Geography</p> <p>The Coastline</p> <p>Watch the video with lots of information about Coastlines.</p> <p>Now use the attached sheet to label features of the seaside.</p>  <p>Art</p> <p>Design your own sunglasses.</p> <p>Draw the reflection of the seaside in the lenses of the sunglasses.</p> 	<p>How to stay safe at the Seaside.</p> <p>Design a poster with information and pictures about how to stay safe at the seaside.</p> <p>Think about:</p> <p>How to stay safe in the sun.</p>  <p>Swimming in the sea.</p>  <p>Stay close to the adult's you are with.</p> 

Writing

Write a list of the things you would take to the seaside with you.

Would you take lego?

No way!

Why would you take certain things?

Use the word mats to help you but try to use your phonic knowledge first.

Red group I can use my phonic knowledge to write a list.	Green Group I can use adjectives in a list.	Blue and Orange Group I can use 2 adjectives in a list.
If you go to the beach, you will need:		
<ul style="list-style-type: none"> beach ball sun cream a bucket and spade 	<ul style="list-style-type: none"> a round beach ball creamy sun cream a green bucket and spade 	<ul style="list-style-type: none"> a round, colourful beach ball white, creamy sun cream a hard, plastic bucket and spade

Seaside Word Mat



lifebelt



ice cream



deck chair



bucket and spade



seagull



sunglasses



rockpool



beach ball



shells



windmill



lighthouse



waves



beach



sandals



lifeguard



ice cream van



sandcastle



boat

Writing

Seaside Word Mat



sand



beach huts



frisbee



rock



lifeboat



cliff



wind break



inflatable ring



pebbles



flip-flops



pier and wheel



sea



toy boat



cave



kite



sun



t-shirt



sun cream

Adjectives

People

adorable
adventurous
aggressive
annoying
beautiful
caring
clumsy
confident
considerate
excitable
glamorous
grumpy
happy
helpful
important
intimidating
obnoxious
odd
talented

Objects

bright
clear
distinct
drab
elegant
filthy
gleaming
grotesque
long
magnificent
precious
sparkling
spotless
strange
unsightly
unusual
valuable

Comfortable Feelings

brave
calm
cheerful
comfortable
courageous
determined
eager
elated
encouraged
energetic
enthusiastic
excited
exuberant
fantastic
fine
healthy
joyful
pleasant
relieved

Uncomfortable Feelings

angry
annoyed
anxious
ashamed
awful
bewildered
bored
confused
defeated
defiant
depressed
disgusted
disturbed
dizzy
embarrassed
envious
frightened
hungry
lonely

Size

big
colossal
enormous
gigantic
great
huge
immense
large
little
long
mammoth
massive
meagre
mighty
mini
minuscule
petite
puny
short

Time

ancient
brief
early
fast
late
modern
old
quick
rapid
short
slow
swift
young

Writing



Materials Texture Adjectives

shiny

fuzzy

gritty

lumpy

prickly

smooth

bumpy

hard

rubbery

soft

wrinkly

rough

stretchy

bendy

Seaside Missing Sounds

Look at these seaside pictures and write the missing sounds to complete the words.

nd

st

cl

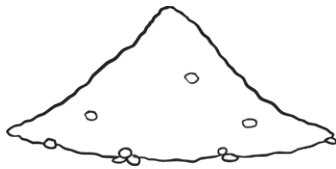
fl

sp


cr



_____arfish



sa _____



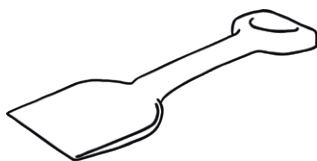
_____ab



_____ag

















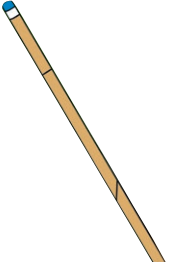



_____oud

















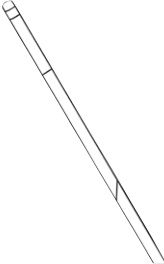



_____ade

Alternative Spellings for Long oo

ew		ue		u-e	
					
					
					
					
					
					

Alternative Spellings for Long oo **Answers**

ew		ue		u-e	
	jewel		blue		cute
	screw		glue		rude
	grew		tissue		flute
	drew		queue		rule
	blew		rescue		tune
	crew		cue		June

Months of the Year

Fill in the gaps

Fill in the gaps with the right month.

_____ is the month after May.

November is the month before _____.

_____ is between June and August.

_____ and _____ begin with A.

Matching

Match the picture to the word.



April

December

October



February

July



Write simple sentences

Write about what happens in different months of the year.

In December it is Christmas.

Months of the Year

January

February

March

April

May

June

July

August

September

October

November

December



Coin Recognition Matching Activity

What coins can you see on this page? Look carefully at the pictures and then, draw a line to match each coin to its value.



2p



10p



1p



5p



Have a look at some coins. Can you find any 1ps, 2ps, 5ps or 10ps? Can you sort them into sets?

Coin Recognition Matching Activity

What coins can you see on this page? Look carefully at the pictures and then, draw a line to match each coin to its value.



£1



20p



£2




50p



Have a look at some coins. Can you find any 20ps, 50ps, £1 or £2 coins? Can you sort them into sets?

Features of the Seaside

Label the key features of the seaside. Use the word bank to help you.



Word Bank:	sea	beach	houses	boats	hill	lighthouse	pier
-------------------	-----	-------	--------	-------	------	------------	------